



TIPS FOR COMMUNICATING WITH PEOPLE WITH HEARING LOSS

When audio is poor emphasize the visual. Practice special speaking skills.

SET YOUR STAGE

- Get attention first.
- Avoid noisy backgrounds.
- Face audience directly.
- Spotlight your face, no backlighting.
- Ask how you can facilitate communication.

PROJECT YOUR COMMUNICATION

- Don't shout.
- Speak clearly, at a moderate pace.
- Re-phrase if you are not understood.
- Use facial expressions, gestures.
- Give clues when changing subjects.
- Don't hide your mouth, chew food, gum, or smoke while talking.

ESTABLISH EMPATHY WITH AUDIENCE

- Offer respect to help build confidence.
- Be patient if response seems slow.
- Stay positive and relaxed.
- Talk to a hard of hearing person, not about him/her.



Symbol of Hearing Access
Hearing Loop

TIPS FOR COMMUNICATING WITH PEOPLE WITH HEARING LOSS

When audio is poor emphasize the visual. Practice special speaking skills.

SET YOUR STAGE

- Get attention first.
- Avoid noisy backgrounds.
- Face audience directly.
- Spotlight your face, no backlighting.
- Ask how you can facilitate communication.

PROJECT YOUR COMMUNICATION

- Don't shout.
- Speak clearly, at a moderate pace.
- Re-phrase if you are not understood.
- Use facial expressions, gestures.
- Give clues when changing subjects.
- Don't hide your mouth, chew food, gum, or smoke while talking.

ESTABLISH EMPATHY WITH AUDIENCE

- Offer respect to help build confidence.
- Be patient if response seems slow.
- Stay positive and relaxed.
- Talk to a hard of hearing person, not about him/her.



Symbol of Hearing Access
Hearing Loop

TIPS FOR COMMUNICATING WITH PEOPLE WITH HEARING LOSS

When audio is poor emphasize the visual. Practice special speaking skills.

SET YOUR STAGE

- Get attention first.
- Avoid noisy backgrounds.
- Face audience directly.
- Spotlight your face, no backlighting.
- Ask how you can facilitate communication.

PROJECT YOUR COMMUNICATION

- Don't shout.
- Speak clearly, at a moderate pace.
- Re-phrase if you are not understood.
- Use facial expressions, gestures.
- Give clues when changing subjects.
- Don't hide your mouth, chew food, gum, or smoke while talking.

ESTABLISH EMPATHY WITH AUDIENCE

- Offer respect to help build confidence.
- Be patient if response seems slow.
- Stay positive and relaxed.
- Talk to a hard of hearing person, not about him/her.



Symbol of Hearing Access
Hearing Loop



1,400,000 Washingtonians

Mothers, fathers, brothers, sisters,
children, friends, colleagues

1,400,000 Washingtonians

Mothers, fathers, brothers, sisters,
children, friends, colleagues




1,400,000 Washingtonians

Mothers, fathers, brothers, sisters,
children, friends, colleagues

Learn how to live well
with hearing loss

Learn how to live well
with hearing loss

Learn how to live well
with hearing loss



www.LoopWashington.org
www.hearingloss-wa.org
access@hearingloss-wa.org

www.LoopWashington.org
www.hearingloss-wa.org
access@hearingloss-wa.org

www.LoopWashington.org
www.hearingloss-wa.org
access@hearingloss-wa.org